



TONY  
TURNER  
AGENCIES

# PUMPS- LIMPOPO PUMPS

PERIPHERAL & CENTRIFUGAL..... Pg.82

JET PUMP..... Pg.83

BOREHOLE PUMP SETS..... Pg.84

BOREHOLE MOTORS & CONTROL

BOXES..... Pg.85

PETROL PUMP ..... Pg.86



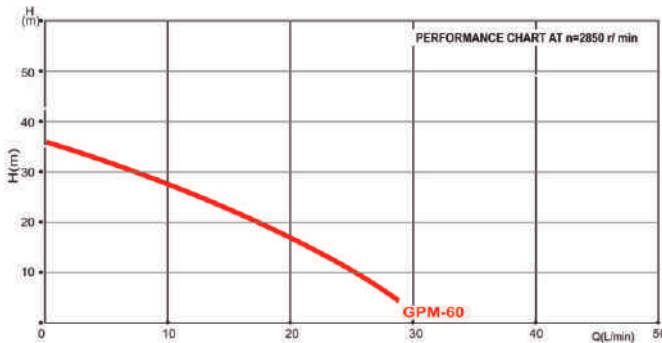
# PERIPHERAL & CENTRIFUGAL



TONY  
TURNER  
AGENCIES

## PERIPHERAL PUMP

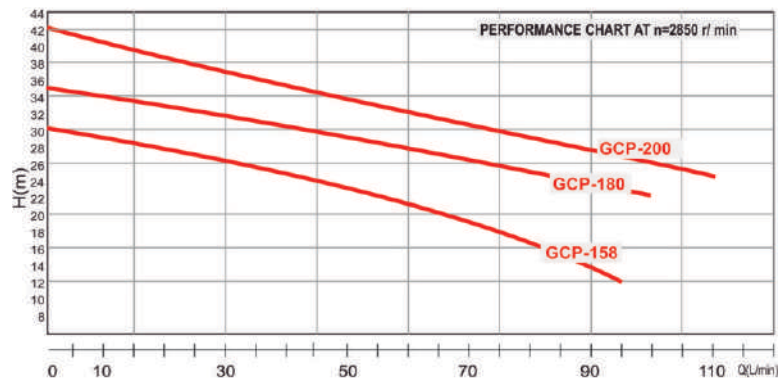
MODEL	KW	HP	FLOW	HEAD	OUTLET	PRICE
GPM-60+ GFLOWC	0.37	0.5	30L/min	36m	1"	R1458.00



## CENTRIFUGAL PUMP



MODEL	KW	HP	FLOW	HEAD	OUTLET	PRICE
GCP-158 + GFLOWC	0.75	1	90L/min	36m	1"	R2281.00
GCP-180	1.1	1.5	140L/min	36m	1"	R2950.00
GCP-200	1.5	2	140L/min	40m	1"	R3142.00



MODEL	MAX AMP	MAX BAR	MAX L/MIN	PRICE
GFlowC	10	10	100	R537.00
H.D GFlowC DSK9.1	16	10	166	R786.00

www.ftagencies.co.za



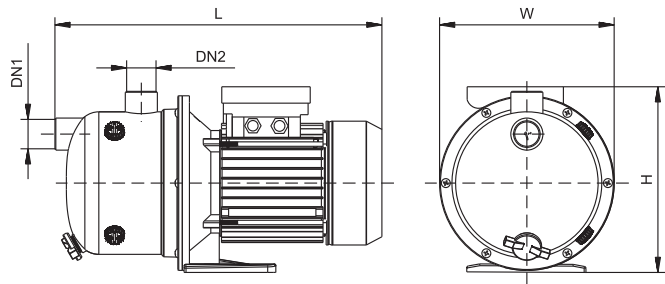
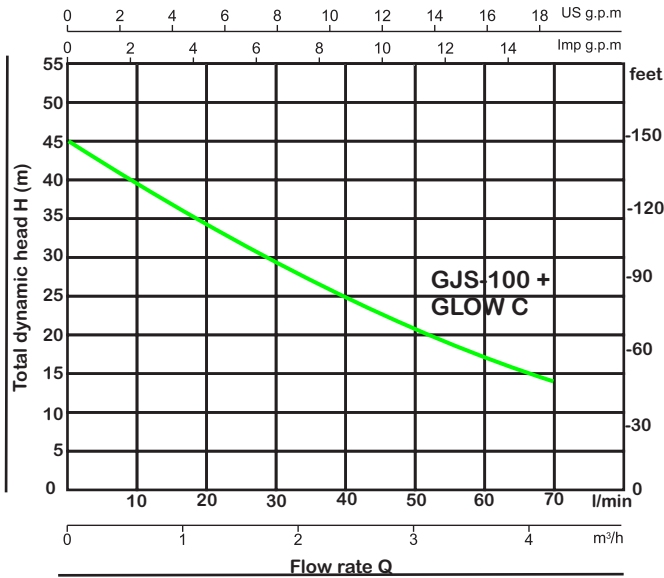
Prices exclude V.A.T



**JET PUMP**

**JET PUMP**

MODEL	Dn1	Dn2	DIMENSION(mm)			WEIGHT (KG)		PRICE
			W	H	L	1~	2~	
GJS-100+GFL OWC	1"	1"	196	210	365	10	9.5	R2605.00



www.ftagencies.co.za



MODEL		P <sub>2</sub>		DELIVERY									
1~	3~	kW	HP	Q	n~2850 1/min								
220 - 240V	380 - 415V				m³/h	0	0.6	1.2	1.8	2.4	3.0	3.6	4.2
GJS-100	GJS-100	0.75	1	H (m)	45	40	34	29	25	21	17	14	
				l/min	0	10	20	30	40	50	60	70	

Prices exclude V.A.T

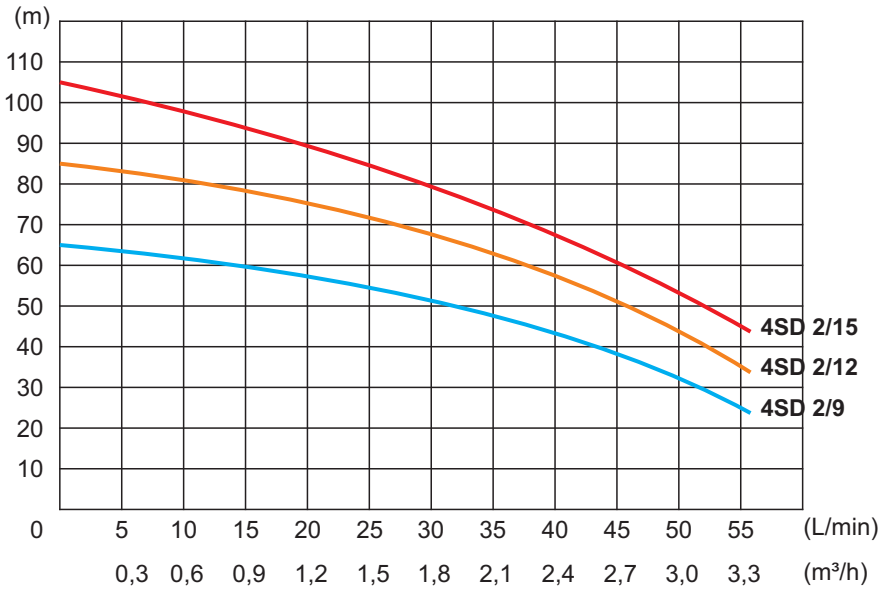
# BOREHOLE SETS



TONY  
TURNER  
AGENCIES

## BOREHOLE PUMP SETS

PRODUCT	DESCRIPTION		PRICE
4SD 2/9 + MOTOR + CONTROLLER	0.37kW	0.5Hp	R2361.00
4SD 2/12 + MOTOR + CONTROLLER	0.55kW	0.75Hp	R2558.00
4SD 2/15 + MOTOR + CONTROLLER	0.75kW	1Hp	2881.00



## PERFORMANCE DATA 50Hz

MODEL	P <sub>2</sub>		DELIVERY												
	kW	HP	Q	n≈2850 1/min											
m³/h				0	0.3	0.6	0.9	1.2	1.5	1.8	2.1	2.4	2.7	3.0	3.3
3~ 380 - 415V			l/min	0	5	10	15	20	25	30	35	40	45	50	55
4SD 2/9	0.37	0.5	H(m)	63	62	62	61	59	56	53	49	44	39	33	27
4SD 2/12	0.55	0.75	H(m)	84	83	82	81	79	75	70	65	59	52	44	36
4SD 2/15	0.75	1	H(m)	105	104	103	101	98	94	88	82	74	65	55	45

www.ftagencies.co.za





**BOREHOLE MOTOR & CONTROL BOXES**

**REPLACEMENT MOTOR**

**220V**

PRODUCT	CODE	PRICE
0.37kW	LPP-4SD370S	R1269.00
0.55kW	LPP-4SD550S	R1383.00
0.75kW	LPP-4SD750S	R1522.00
1.1kW	LPP-4SD1 100S-MOTOR	R1898.00
1.5kW	LPP-4SD1500S-MOTOR	R2207.00
2.2kW	LPP-4SD2200S-MOTOR	R2750.00

**380V**

PRODUCT	CODE	PRICE
0.55kW	LPP-4SD550T-MOTOR	R1432.00
0.75kW	LPP-4SD750T-MOTOR	R1506.00
1.1kW	LPP-4SD1100T-MOTOR	R1797.00
1.5kW	LPP-4SD1500T-MOTOR	R2038.00
2.2kW	LPP-4SD2200T-MOTOR	R2203.00
3.0kW	LPP-4SD3000T-MOTOR	R3438.00
4.0kW	LPP-4SD400T-MOTOR	R4121.00
5.0kW	LPP-4SD5500T-MOTOR	R5003.00



**CONTROL BOXES**



PRODUCT	CODE
0.37kW	LPP-0.37kW-CB-220V
0.55kW	LPP-0.55kW-CB-220V
0.75kW	LPP-0.75kW-CB-220V
<b>PRICE ON REQUEST</b>	

**INTELLIGENT CONTROL BOXES**



PRODUCT	CODE
0.37kW	LPP-0.37kW-CBINT-220V
0.37kW	LPP-0.37kW-CBINT-380V
0.55kW	LPP-0.55kW-CBINT-220V
0.55kW	LPP-0.55kW-CBINT-380V
0.75kW	LPP-0.75kW-CBINT-220V
0.75kW	LPP-0.75kW-CBINT-380V
<b>PRICE ON REQUEST</b>	

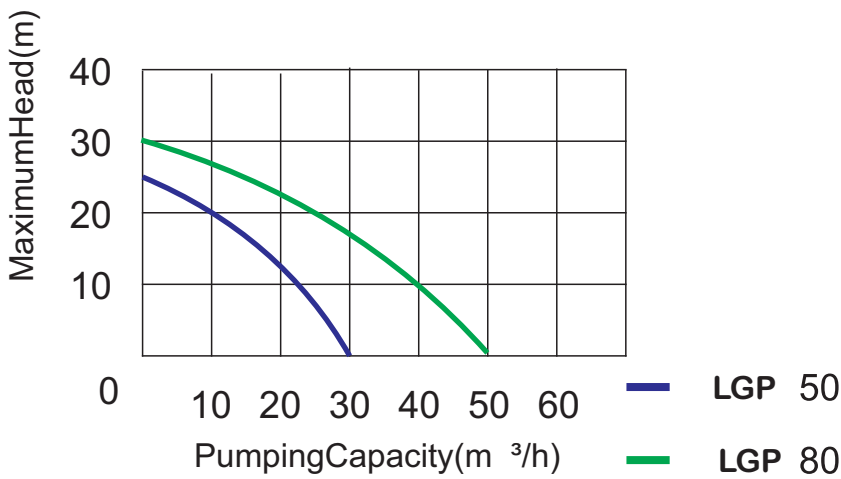
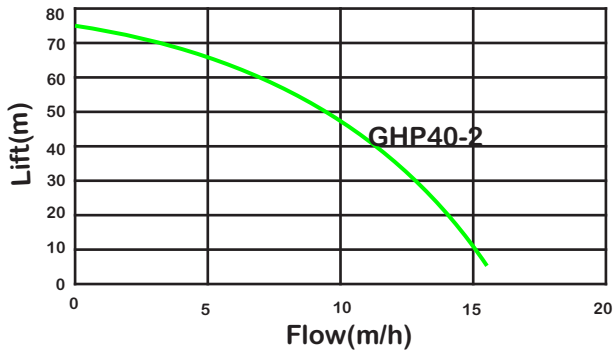
www.ftagencies.co.za



# PETROL PUMP



## PETROL WATER PUMP



MODEL	ENGINE	MAX FLOW (L/Hr)	MAX HEAD	INLET/ OUTLET	PRICE
LGP-40-2	6.5 HP	15 000	72M	40/40/25	R5748.00
LGP-50B	6.5 HP	30 000	26M	50mm	R3346.00
LGP-80B	6.5 HP	50 000	30M	80mm	R3546.00

[www.ftagencies.co.za](http://www.ftagencies.co.za)

